

# Sigge

# SITS



# Sigge

designed by: Steven Schilte



## UPHOLSTERY



fabric



\*\*  
leather  
only in FC

## COMFORTS



STD standard



LUX lux

## COVERS



FC fixed

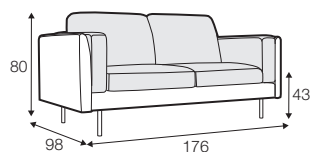


LCV loose  
with velcro

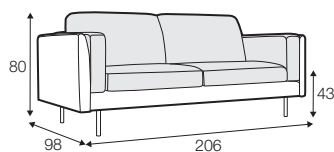
## SPECIAL



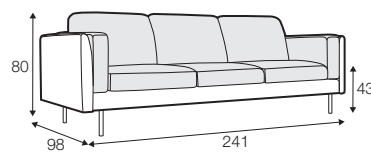
modular  
system



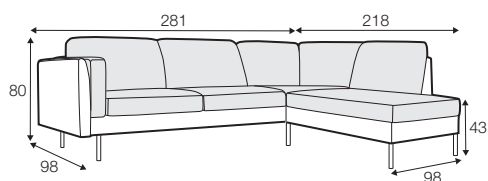
2 seater



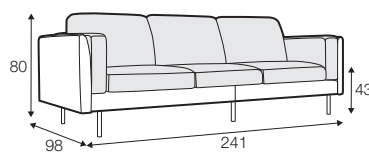
3 seater



3,5 seater

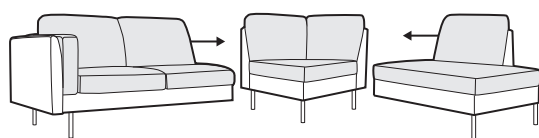


set 1 right / or left  
3 seater left / or right + corner 90°  
+ bench right / or left

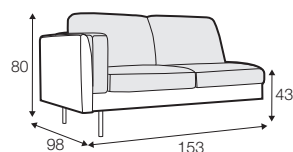


3,5 seater divided

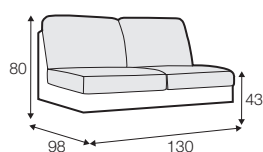
## modular system



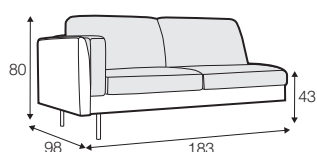
## elements of the modular system



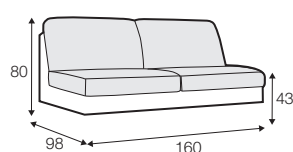
2 seater left / or right



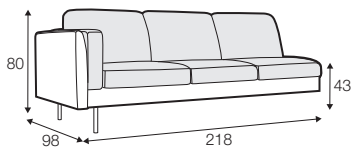
2 seater without armrests



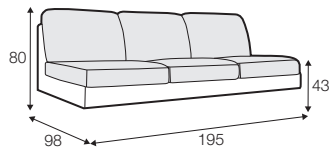
3 seater left / or right



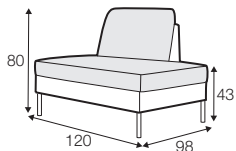
3 seater without armrests



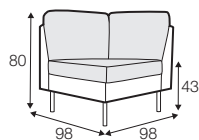
3,5 seater left / or right



3,5 seater without armrests



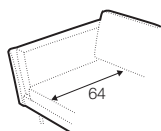
bench right / or left



corner 90°

### extra dimensions

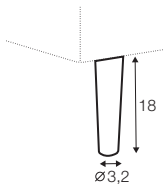
---



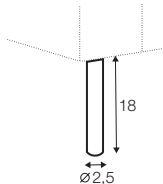
depth of seat

### legs

---



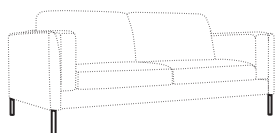
no. 141  
wood



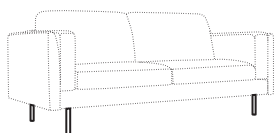
no. 177  
metal chrome,  
painted black

### All legs can be fixed to both armrests:

---



under armrest



under frame